

**UNITED STATES
SECURITIES AND EXCHANGE COMMISSION**
Washington, D.C. 20549

FORM 8-K

CURRENT REPORT
Pursuant to Section 13 or Section 15(d)
of the Securities Exchange Act of 1934

Date of Report (Date of earliest event reported): July 14, 2023

WORLDWIDE WEBB ACQUISITION CORP.

(Exact name of registrant as specified in its charter)

Cayman Islands
(State or other jurisdiction of
incorporation or organization)

001-40920
(Commission
File Number)

98-1587626
(IRS Employer
Identification Number)

770 E Technology Way F13-16
Orem, UT
(Address of principal executive offices)

84997
(Zip Code)

(415) 629-9066
(Registrant's telephone number, including area code)

Not Applicable
(Former name or former address, if changed since last report)

Check the appropriate box below if the Form 8-K filing is intended to simultaneously satisfy the filing obligation to the registrant under any of the following provisions:

- Written communications pursuant to Rule 425 under the Securities Act (17 CFR 230.425)
- Soliciting material pursuant to Rule 14a-12 under the Exchange Act (17 CFR 240.14a-12)
- Pre-commencement communications pursuant to Rule 14d-2(b) under the Exchange Act (17 CFR 240.14d-2(b))
- Pre-commencement communications pursuant to Rule 13e-4(c) under the Exchange Act (17 CFR 240.13e-4(c))

Securities registered pursuant to Section 12(b) of the Act:

Title of each class	Trading Symbol(s)	Name of each exchange on which registered
Units, each consisting of one Class A ordinary share and one-half of one redeemable warrant	WWACU	Nasdaq Global Market
Class A ordinary shares, par value \$0.0001 per share	WWAC	Nasdaq Global Market
Redeemable warrants, each whole warrant exercisable for one Class A ordinary share at an exercise price of \$11.50	WWACW	Nasdaq Global Market

Indicate by check mark whether the registrant is an emerging growth company as defined in Rule 405 of the Securities Act of 1933 or Rule 12b-2 of the Securities Exchange Act of 1934.

Emerging growth company

If an emerging growth company, indicate by check mark if the registrant has elected not to use the extended transition period for complying with any new or revised financial accounting standards provided pursuant to Section 13(a) of the Exchange Act.

Item 7.01. Regulation FD Disclosure.

Worldwide Webb Acquisition Corp., a Cayman Islands exempted company (the “Company” or “WWAC”), previously announced that it entered into a Business Combination Agreement, dated as of March 11, 2023, among WWAC, WWAC Amalgamation Sub Pte. Ltd., a Singapore private company and wholly-owned Subsidiary of WWAC (“Amalgamation Sub”), and Aark Singapore Pte. Ltd., a Singapore private company (“AARK”), pursuant to which, among other things, and subject to the terms and conditions set forth therein, Amalgamation Sub and AARK will amalgamate and continue as one company, with AARK being the surviving entity and becoming a subsidiary of WWAC and as a result thereof, Aeries Technology Business Accelerators Pte. Ltd. (“Aeries”) becoming a subsidiary of WWAC (the “Business Combination”).

Attached as Exhibit 99.1 and incorporated herein by reference is the management presentation dated July 14, 2023, for use by the Company and Aeries in meetings with certain of their shareholders as well as other persons with respect to the Business Combination, as described in this Current Report on Form 8-K.

The foregoing (including Exhibit 99.1) is being furnished pursuant to Item 7.01 of Form 8-K and will not be deemed to be filed for purposes of Section 18 of the Securities Exchange Act of 1934, as amended (the “Exchange Act”), or otherwise be subject to the liabilities of that section, nor will the foregoing be deemed to be incorporated by reference in any filing under the Securities Act of 1933, as amended, or the Exchange Act.

Where You Can Find Additional Information

This Current Report on Form 8-K relates to a proposed business combination transaction among WWAC and Aeries Technology. In connection with the proposed transaction, WWAC filed with the SEC the proxy statement to solicit shareholder approval of the proposed business combination. The definitive proxy statement (if and when available) will be delivered to WWAC's shareholders. WWAC may also file other relevant documents regarding the proposed transaction with the SEC. **BEFORE MAKING ANY VOTING OR INVESTMENT DECISION, INVESTORS AND SECURITY HOLDERS OF WWAC ARE URGED TO READ THE PROXY STATEMENT AND ALL OTHER RELEVANT DOCUMENTS THAT ARE FILED WITH THE SEC IN CONNECTION WITH THE PROPOSED TRANSACTION, INCLUDING ANY AMENDMENTS OR SUPPLEMENTS TO THESE DOCUMENTS, CAREFULLY AND IN THEIR ENTIRETY, BECAUSE THEY WILL CONTAIN IMPORTANT INFORMATION ABOUT THE PROPOSED TRANSACTION.**

Investors and security holders may obtain free copies of the proxy statement (when available) and other documents that are filed or will be filed with the SEC by WWAC through the website maintained by the SEC at www.sec.gov. Copies of the documents filed with the SEC by WWAC will be available free of charge at Worldwide Webb Acquisition Corp., 770 E Technology Way F13-16, Orem, UT 84097, attention: Chief Executive Officer.

Participants in the Solicitation

WWAC and its directors and executive officers are participants in the solicitation of proxies from the shareholders of WWAC in respect of the proposed transaction. Information about WWAC's directors and executive officers and their ownership of WWAC's Class A ordinary shares is set forth in WWAC's Annual Report on Form 10-K for the year ended December 31, 2022 filed with the SEC on March 31, 2023, and in WWAC's other periodic and current reports filed with the SEC. Other information regarding the participants in the proxy solicitation and a description of their direct and indirect interests, by security holdings or otherwise, is contained in the proxy statement, and WWAC may also file other relevant materials with the SEC in respect of the proposed transaction when they become available. You may obtain free copies of these documents as described in the preceding paragraph.

Aeries Technology, Aeries and their respective directors and executive officers may also be deemed to be participants in the solicitation of proxies from the shareholders of WWAC in connection with the proposed business combination. A list of the names of such directors and executive officers and information regarding their interests in the proposed business combination is included in the proxy statement.

Cautionary Note Regarding Forward-Looking Statements

This Current Report on Form 8-K contains certain statements that are not historical facts but are forward-looking statements within the meaning of Section 21E of the U.S. Securities Exchange Act of 1934, as amended, and Section 27A of the U.S. Securities Act of 1933, as amended, for purposes of the safe harbor provisions under the United States Private Securities Litigation Reform Act of 1995. These forward-looking statements include but are not limited to statements regarding the anticipated benefits of the proposed transaction, the combined company becoming a publicly listed company, the anticipated impact of the proposed transaction on the combined companies' business and future financial and operating results, and the anticipated timing of closing of the proposed transaction. Words such as "may," "should," "will," "believe," "expect," "anticipate," "target," "project," and similar phrases that denote future expectations or intent regarding the combined company's financial results, operations, and other matters are intended to identify forward-looking statements. You should not rely upon forward-looking statements as predictions of future events. The outcome of the events described in these forward-looking statements is subject to known and unknown risks, uncertainties, and other factors that may cause future events to differ materially from the forward-looking statements in this report, including but not limited to: (i) the ability to complete the proposed transaction within the time frame anticipated or at all; (ii) the failure to realize the anticipated benefits of the proposed transaction or those benefits taking longer than anticipated to be realized; (iii) the risk that the transaction may not be completed in a timely manner or at all, which may adversely affect the price of WWAC's securities; (iv) the risk that the transaction may not be completed by WWAC's business combination deadline; (v) the failure to satisfy the conditions to the consummation of the transaction, including the approval of the Business Combination Agreement by the shareholders of WWAC, the satisfaction of the minimum cash on hand condition following redemptions by the public shareholders of WWAC and the receipt of any governmental and regulatory approvals; (vi) the occurrence of any event, change or other circumstance that could give rise to the termination of the Business Combination Agreement; (vii) unexpected costs or unexpected liabilities that may result from the proposed transactions, whether or not consummated; (viii) the impact of COVID-19 on Aeries' business and/or the ability of the parties to complete the proposed transaction; (ix) the effect of disruption from the announcement or pendency of the transaction on Aeries' business relationships, performance, and business generally; (x) risks that the proposed transaction disrupts current plans and operations of Aeries and potential difficulties in Aeries employee retention as a result of the proposed transaction; (xi) the outcome of any legal proceedings that may be instituted against Aeries or WWAC related to the Business Combination Agreement or the proposed transaction; (xii) the ability to maintain the listing of WWAC's securities on the Nasdaq Global Market; (xiii) potential volatility in the price of WWAC's securities due to a variety of factors, including economic conditions and the effects of these conditions on Aeries' clients' businesses and levels of activity, risks related to an economic downturn or recession in India, the United States and other countries around the world, fluctuations in earnings, fluctuations in foreign exchange rates, Aeries' ability to manage growth, intense competition in IT services including those factors which may affect Aeries' cost advantage, wage increases in India, the ability to attract and retain highly skilled professionals, time and cost overruns on fixed-price, fixed-time frame contracts, client concentration, restrictions on immigration, industry

segment concentration, Aeries' ability to manage the international operations, withdrawal or expiration of governmental fiscal incentives, political instability and regional conflicts, legal restrictions on raising capital or acquiring companies outside India, changes in laws and regulations affecting Aeries' business and changes in the combined company's capital structure; (xiv) the ability to implement business plans, identify and realize additional opportunities and achieve forecasts and other expectations after the completion of the proposed transaction; (xv) the risk that the post-combination company may never achieve or sustain profitability; (xvi) WWAC's potential need to raise additional capital to execute its business plan, which capital may not be available on acceptable terms or at all; (xvii) the risk that the post-combination company experiences difficulties in managing its growth and expanding operations; and (xviii) the outcome of any potential litigation, government and regulatory proceedings, investigations and inquiries. The forward-looking statements contained in this communication are also subject to additional risks, uncertainties, and factors, including those described in WWAC's most recent Annual Report on Form 10-K and Quarterly Reports on Form 10-Q and other documents filed or to be filed with the SEC by WWAC from time to time. The forward-looking statements included in this communication are made only as of the date hereof. None of Aeries, WWAC or any of their affiliates undertakes any obligation to publicly update or revise any forward-looking statement, whether as a result of new information, future developments, subsequent events, circumstances or otherwise, except as may be required by any applicable securities laws.

No Offer or Solicitation

This Current Report on Form 8-K is not intended to and shall not constitute an offer to sell or the solicitation of an offer to sell or to buy any securities or a solicitation of any vote or approval and is not a substitute for the proxy statement or any other document that WWAC may file with the SEC or send to WWAC's shareholders in connection with the proposed transaction, nor shall there be any sale of securities in any states or jurisdictions in which such offer, solicitation, or sale would be unlawful prior to registration or qualification under the securities laws of any such jurisdiction. No offering of securities shall be made except by means of a prospectus meeting the requirements of Section 10 of the Securities Act of 1933, as amended, or an exemption therefrom.

Item 9.01. Financial Statements and Exhibits.

(d) Exhibits.

<u>Exhibit No.</u>	<u>Description</u>
99.1	Management Presentation dated July 14, 2023.
104	Cover Page Interactive Data File (embedded within the Inline XBRL document)

SIGNATURES

Pursuant to the requirements of the Securities Exchange Act of 1934, the registrant has duly caused this report to be signed on its behalf by the undersigned hereunto duly authorized.

Date: July 14, 2023

WORLDWIDE WEBB ACQUISITION CORP.


By: /s/ Daniel S. Webb
Name: Daniel S. Webb
Title: Chief Executive Officer, Chief Financial Officer and
Director

AERIES

Management Presentation



July 2023



This presentation contains "forward-looking statements" within the meaning of the Private Securities Litigation Reform Act of 1995. Forward-looking statements include all statements that are not historical facts, and further include, without limitation, statements reflecting our current views with respect to, among other things, our operations, our financial performance, our industry, the impact of the COVID-19 global pandemic on our business, and other non-historical statements including the statements in the "Financial Outlook" section of this presentation. In some cases, you can identify these forward-looking statements by the use of words such as "outlook," "believes," "expects," "potential," "continues," "may," "will," "should," "could," "seeks," "predicts," "intends," "trends," "plans," "estimates," "anticipates" or the negative version of these words or other comparable words. Such forward-looking statements are subject to various risks and uncertainties.

Certain statements in this presentation concerning our future growth prospects, financial expectations and plans for navigating the COVID-19 impact on our employees, clients and stakeholders are forward-looking statements intended to qualify for the "safe harbor" under the Private Securities Litigation Reform Act of 1995, which involve a number of risks and uncertainties that could cause actual results to differ materially from those in such forward-looking statements. The risks and uncertainties relating to these statements include, but are not limited to, risks and uncertainties regarding COVID-19 and the effects of government and other measures seeking to contain its spread, risks related to an economic downturn or recession in India, the United States and other countries around the world, changes in political, business, and economic conditions, fluctuations in earnings, fluctuations in foreign exchange rates, our ability to manage growth, intense competition in IT services including those factors which may affect our cost advantage, wage increases in India, our ability to attract and retain highly skilled professionals, time and cost overruns on fixed-price, fixed-time frame contracts, client concentration, restrictions on immigration, industry segment concentration, our ability to manage our international operations, reduced demand for technology in our key focus areas, disruptions in telecommunication networks or system failures, our ability to successfully complete and integrate potential acquisitions, liability for damages on our service contracts, the success of the companies in which has made strategic investments, withdrawal or expiration of governmental fiscal incentives, political instability and regional conflicts, legal restrictions on raising capital or acquiring companies outside India, unauthorized use of our intellectual property and general economic conditions affecting our industry and the outcome of pending litigation and government investigation. Additional risks that could affect our future operating results are more fully described in our United States Securities and Exchange Commission filings. These filings are available at www.sec.gov. Aeries may, from time to time, make additional written and oral forward-looking statements, including statements contained in the Company's filings with the Securities and Exchange Commission and our reports to shareholders. The Company does not undertake to update any forward-looking statements that may be made from time to time by or on behalf of the Company unless it is required by law.

This presentation includes certain financial measures not presented in accordance with generally accepted accounting principles in the United States ("GAAP"), including Net Income, Net Income Margin, Earnings Per Share, EBITDA, and EBITDA Margin, which are used by management in making operating decisions, allocating financial resources, and internal planning and forecasting, and for business strategy purposes, have certain limitations, and should not be construed as alternatives to financial measures determined in accordance with GAAP. The non-GAAP measures as defined by us may not be comparable to similar non-GAAP measures presented by other companies. Our presentation of such measures, which may include adjustments to exclude unusual or non-recurring items, should not be construed as an inference that our future results will be unaffected by other unusual or non-recurring items.

Because GAAP financial measures on a forward-looking basis are not accessible, and reconciling information is not available without unreasonable effort, we have not provided reconciliations for forward-looking non-GAAP measures. For the same reasons, we are unable to address the probable significance of the unavailable information, which could be material to future results.

This presentation includes market and industry data and forecasts that we have derived from independent consultant reports, publicly available information, various industry publications, other published industry sources and our internal data and estimates. Independent consultant reports, industry publications and other published industry sources generally indicate that the information contained therein was obtained from sources believed to be reliable. Although we believe that these third-party sources are reliable, we do not guarantee the accuracy or completeness of this information, and we have not independently verified this information. Some market data and statistical information are also based on our good faith estimates, which are derived from management's knowledge of our industry and such independent sources referred to above. Certain market, ranking and industry data included elsewhere in this presentation, including the size of certain markets and our size or position and the positions of our competitors within these markets, including our services relative to our competitors, are based on estimates of our management. These estimates have been derived from our management's knowledge and experience in the markets in which we operate, as well as information obtained from surveys, reports by market research firms, our clients, suppliers, trade and business organizations and other contacts in the markets in which we operate and have not been verified by independent sources. References herein to our being a leader in a market or product category refer to our belief that we have a leading market share position in each specified market, unless the context otherwise requires. As there are no publicly available sources supporting this belief, it is based solely on our internal analysis of our sales as compared to our estimates of sales of our competitors. In addition, the discussion herein regarding our various end markets is based on how we define the end markets for our products, which products may be either part of larger overall end markets or end markets that include other types of products and services. Our internal data and estimates are based upon information obtained from trade and business organizations and other contacts in the markets in which we operate and our management's understanding of industry conditions. Although we believe that such information is reliable, we have not had this information verified by any independent sources. All trademarks, service marks, and trade names appearing in this presentation are the property of their respective holders.

Use of Projections

This Presentation contains financial forecasts for the Company with respect to certain financial results for the Company's fiscal years 2020 through 2025. Neither WWAC's nor Company's independent auditors have audited, studied, reviewed, compiled or performed any procedures with respect to the projections for the purpose of their inclusion in this Presentation, and accordingly, they did not express an opinion or provide any other form of assurance with respect thereto for the purpose of this Presentation. These projections are forward-looking statements and should not be relied upon as being necessarily indicative of future results. In this Presentation, certain of the above-mentioned projected information has been provided for purposes of providing comparisons with historical data. The assumptions and estimates underlying the prospective financial information are inherently uncertain and are subject to a wide variety of significant business, economic and competitive risks and uncertainties that could cause actual results to differ materially from those contained in the prospective financial information. Accordingly, there can be no assurance that the prospective results are indicative of the future performance of the Company or that actual results will not differ materially from those presented in the prospective financial information. Inclusion of the prospective financial information in this Presentation should not be regarded as a representation by any person that the results contained in the prospective financial information will be achieved.

Where You Can Find Additional Information

This Presentation relates to a proposed business combination transaction among Worldwide Webb Acquisition Corp ("WWAC") and Aark Singapore Pte Ltd ("AARK") pursuant to which AARK and Aeries would become subsidiaries of WWAC, and WWAC would be renamed Aeries Technology, Inc. In connection with the proposed transaction, WWAC intends to file with the SEC a proxy statement to solicit shareholder approval of the proposed business combination ("proxy statement"). The definitive proxy statement (if and when available) will be delivered to WWAC's shareholders. WWAC may also file other relevant documents regarding the proposed transaction with the SEC. BEFORE MAKING ANY VOTING OR INVESTMENT DECISION, INVESTORS AND SECURITY HOLDERS OF WWAC ARE URGED TO READ THE PROXY STATEMENT AND ALL OTHER RELEVANT DOCUMENTS THAT ARE FILED WITH THE SEC IN CONNECTION WITH THE PROPOSED TRANSACTION, INCLUDING ANY AMENDMENTS OR SUPPLEMENTS TO THESE DOCUMENTS, CAREFULLY AND IN THEIR ENTIRETY, BECAUSE THEY WILL CONTAIN IMPORTANT INFORMATION ABOUT THE PROPOSED TRANSACTION.

Investors and security holders may obtain free copies of the proxy statement (if and when available) and other documents that are filed or will be filed with the SEC by WWAC through the website maintained by the SEC at www.sec.gov. Copies of the documents filed with the SEC by WWAC will be available free of charge at Worldwide Webb Acquisition Corp., 770 E Technology Way F13-16, Orem, UT 84097, attention: Chief Executive Officer.

Participants in the Solicitation

WWAC and its directors and executive officers are participants in the solicitation of proxies from the shareholders of WWAC in respect of the proposed transaction. Information about WWAC's directors and executive officers and their ownership of WWAC's Class A ordinary shares is set forth in WWAC's Annual Report on Form 10-K for the partial-year ended December 31, 2021 filed with the SEC on April 1, 2022, and as amended on August 24, 2022. Other information regarding the participants in the proxy solicitation and a description of their direct and indirect interests, by security holdings or otherwise, will be contained in the proxy statement and other relevant materials to be filed with the SEC in respect of the proposed transaction when they become available. You may obtain free copies of these documents as described in the preceding paragraph. Aeries, Aark Singapore Pte Ltd and their respective directors and executive officers may also be deemed to be participants in the solicitation of proxies from the stockholders of WWAC in connection with the proposed business combination. A list of the names of such directors and executive officers and information regarding their interests in the proposed business combination will be included in the proxy statement for the proposed business combination.

No Offer or Solicitation

This Presentation is not intended to and shall not constitute an offer to sell or the solicitation of an offer to sell or to buy any securities or a solicitation of any vote or approval and is not a substitute for the proxy statement or any other document that WWAC may file with the SEC or send to WWAC's shareholders in connection with the proposed transaction, nor shall there be any sale of securities in any states or jurisdictions in which such offer, solicitation, or sale would be unlawful prior to registration or qualification under the securities laws of any such jurisdiction. No offering of securities shall be made except by means of a prospectus meeting the requirements of Section 10 of the Securities Act of 1933, as amended, or an exemption therefrom.



P A Sudhir
Group Chief Executive Officer

30+ years experience in auditing, consulting, M&A, business setup and growth strategies. Member of the Managing Committee of ASSOCHAM and Co-Chairman of its National Council for Business Facilitation and Global Competitiveness



Ajay Khare
Chief Revenue Officer, COO - US

Extensive business operations experience and is responsible for client management, business development and operational delivery. Works closely with private equity firms and their portfolio companies for value creation.



Daniel Webb
CEO and Director

Previously a technology investment banker at Bank of America and Citi and private equity investor at HarbourVest Partners having worked on transactions totaling approximately \$40 billion in transaction value for disruptive technology companies

- 1 Market Leading Platform with Differentiated Product Offering
- 2 Sustainable Growth Opportunity
- 3 Large and Addressable Market
- 4 Attractive Unit Economics
- 5 Data Directed Decision Making
- 6 Purpose-Driven with High Ethical Standards
- 7 Visionary Management Team with Proven Track Record
- 8 Accelerating Growth Drivers

Transaction Overview

- Worldwide Webb Acquisition Corp. (Nasdaq: WWAC) intends to complete a business combination with Aark Singapore Pte Ltd, and its subsidiary ("Aeries Technology" or "Aeries"), a leading a global professional services and consulting partner for business leadership teams, private equity sponsors, and their portfolio companies
- Bonus shares are set aside to reduce redemptions and raise capital
 - Bonus shares reduce the implied cost basis for investors that do not redeem. At 89% redemptions or above the implied cost basis is \$4.84
- Aeries existing shareholders and management are rolling 100% of their equity into the transaction

Illustrative Pro Forma Valuation

	89% Redemptions
Total shares outstanding	53.9
Implied investor cost basis /share	<u>\$4.84</u>
Equity value	\$261
Less: net cash	(60)
Total enterprise value	\$201

Illustrative Sources and Uses

	\$4.84 / Share
	89% Redemptions
SPAC cash in trust	\$26
Additional Capital	50
Aeries rollover equity	167
Sponsor promote - anchor investors	6
Bonus shares at \$0/share	0
Value of extension shares given at \$4.84/share	5
Sponsor promote - founder shares	7
Total Sources	\$261
Cash to Balance Sheet	\$61
Transaction fees	15
Aeries rollover equity	167
Sponsor promote - anchor investors	6
Bonus shares at \$0/share	0
Value of extension shares given at \$4.84/share	5
Sponsor promote - founder shares	7
Total Uses	\$261

Illustrative Pro-Forma Ownership

	\$4.84 / Share
	89% Redemptions
New Investors	33%
WWAC Sponsor	3%
Existing Rollover Equity	<u>64%</u>
Total	100%

- Note: Bonus Shares may be used to incentivize non-redemption agreements, PIPE investments, extensions or other capital raising purposes. This analysis assumes 2.713mm bonus shares are used for non-redemptions. This scenario assumes \$50mm of additional capital is raised at \$4.84 per share. Pro forma share count excludes the potential earnout by the sponsor, warrants and ESOP. Cash in trust is dependent on redemptions, this analysis assumes 89% redemptions. The sponsor gave 1.25mm founder promote shares to their anchor investors at IPO. The sponsor is further reducing their promote by canceling 1.5mm promote shares and subjecting 1.5mm shares to an earnout. Earnout requires \$50mm+ to be raised in the transaction. If earned, the earnout will vest 1/3, 1/3, 1/3 at \$12.00, \$14.00 and \$16.00 per share, respectively. Aeries net debt is assumed to be \$1mm. Values in millions except per share data. Ownership is pro forma for exchange rights being exercised. Bonus shares were reduced from 3.75mm by 987,000 shares for non redemption agreements at extension and 50,000 shares for Aeries employees.

We have not raised \$50mm of additional capital. We will seek to do so in connection with the transaction. We have announced a \$5mm PIPE which is included in the \$50mm of additional capital in this illustrative analysis.

- Bonus shares effectively lower the cost basis for public investors that do not redeem at deSPAC
- 2,713,000 bonus shares remain available for those who don't redeem
- Sponsor promote has been reduced to help fund bonus shares
- There were 79% redemptions at the time of extension, leaving 4.7mm shares remaining
- The table below gives the illustrative cost basis to investors based on non-redemption scenarios if 2.713mm bonus shares were given to non-redeeming shareholders at various redemption levels

Illustrative Redemptions	79%	85%	89%	95%
SPAC Non Redeeming Shares	4.7	3.5	2.5	1.2
(+) Bonus Shares	2.71	2.71	2.71	1.25
Total Shares Issued to SPAC S/H	7.4	6.2	5.2	2.4
SPAC Non Redeeming Shares	4.7	3.5	2.5	1.2
(x) Illustrative \$10.10 Purchase Price	\$ 10.10	\$ 10.10	\$ 10.10	\$ 10.10
Cost of Non Redeeming Shares	47.7	34.8	25.2	11.6
(/) Total Shares to SPAC S/H	7.4	6.2	5.2	2.4
Illustrative Cost Basis to SPAC S/H	\$ 6.41	\$ 5.65	\$ 4.84	\$ 4.84
Illustrative Value to Non-Redeeming S/H at \$10.10 at Close	\$ 15.91	\$ 18.04	\$ 21.08	\$ 21.08
Illustrative Bonus For Not Redeeming	58%	79%	109%	109%

Note: Bonus Shares may be used to incentivize non-redemption agreements, additional capital raised in connection with the transaction, extensions or other capital raising purposes. This analysis assumes 2.713mm bonus shares are used for non-redemptions, but they can be used for other purposes

RULE OF 60

39% Growth | 21% EBITDA Margin in CY23E

53%

Revenue CAGR
CY22 – CY24E

\$50mm

CY22E Revenue

1.8%

Product led Growth
Average S&M as % of Revenue
in FY21 & FY22

Profitable!

Operating Cash Flow Positive
since 2013 (Year 2)

We Transform the Cost
Structure of Our Customers

~65%

Annualized Customer
Savings

Experienced and
Tenured Employee Base

>1500

Hiring average 80+ per month
~700+ Engineers

We Are Experts at
Scaling Quickly

2.2x

Increase in Hiring over
FY 21

Strong Company
Culture

8%

Average Annual Employee Churn
since 2020

Our Employees Love
Working at Aeries

94%

Employee Satisfaction
Score

Our Customers
Depend on Us

93

Net Promoter Score

The "Old Way" Tech-Enabled Services	The Aeries Way
<p style="text-align: center;">Outsourcing – Vendors</p> <p>Flexible, less expensive labor pool ✔</p> <p>Less innovation (no strategic alignment at senior levels, no visibility into operations beyond specific outsourced function) ✘</p> <p>Not viewed as part of the team - breeds mismanagement, poor performance and burned-out staff ✘</p> <p>Implementing strategic decisions with vendor is expensive, arduous, and slow ✘</p> <p style="text-align: center;">Inhouse Sourcing - Owned Subsidiary</p> <p>Aligned, innovative team ✔</p> <p>Difficult and expensive tax and regulatory requirements ✘</p> <p>Costly to quickly scale up or down ✘</p> <p>Cannot benchmark best practices across multiple companies ✘</p>	<p style="text-align: center;">'Purpose Built' & 'Future Ready'</p> <p>✔ Flexible and least expensive labor pool <i>(NOTE: in our assessment, compared to leading technology outsourcing providers with India presence, our model is at least 30% more cost effective)</i></p> <p>✔ Significant innovation through strategic alignment at senior levels and visibility across the organization</p> <p>✔ Part of the team, with opportunity for promotion and recognition (career path progression) resulting into higher employee satisfaction and lower attrition</p> <p>✔ Insulates from regulatory and tax issues</p> <p>✔ Flexibility in scaling teams up or down as per changing business needs</p> <p>✔ Deliver best practices with visibility to winning playbooks from multiple companies</p> <p>✔ Disruptive model that delivers overall cost and operational efficiencies with the ability to deliver digital transformation solutions tailor made for customer's growth strategy</p>



PROVEN PROCESSES

Documented processes across entire engagement lifecycle:

- Standardized Quotes, MSA, SoW
- Templated Implementation Plans
- Customized Business Expansion Planning Process



WELL DEFINED GOVERNANCE & COMMUNICATION MATRIX

Transparent yet robust tracking and reporting mechanisms:

- Weekly Status Tracker
- Monthly Steering Committee
- Quarterly Business Reviews
- Escalation Matrices



SOFTWARE & AUTOMATION

Internally developed applications for operational excellence & support:

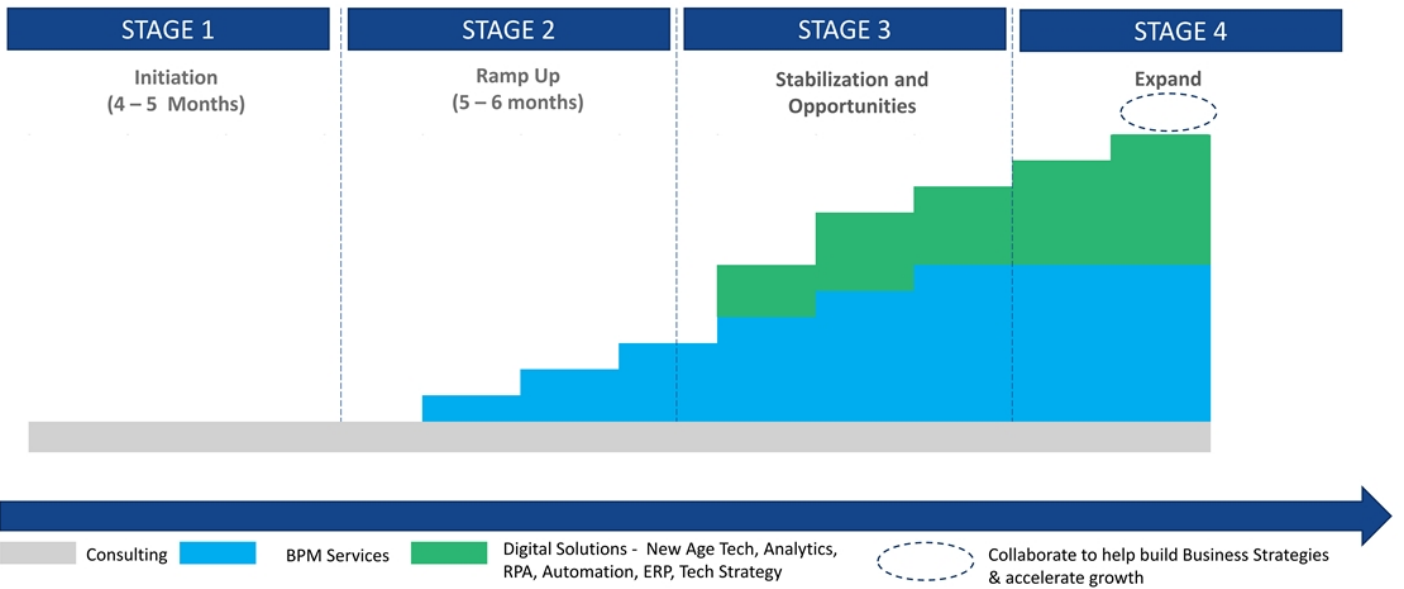
- Resource360 (Resource Utilization)
- Mitra Contracts (HR Onboarding)
- Book My Seat (Hybrid Office)
- Procure360 (Procurement Workflow)



IT PROCESSES & STANDARDIZATION

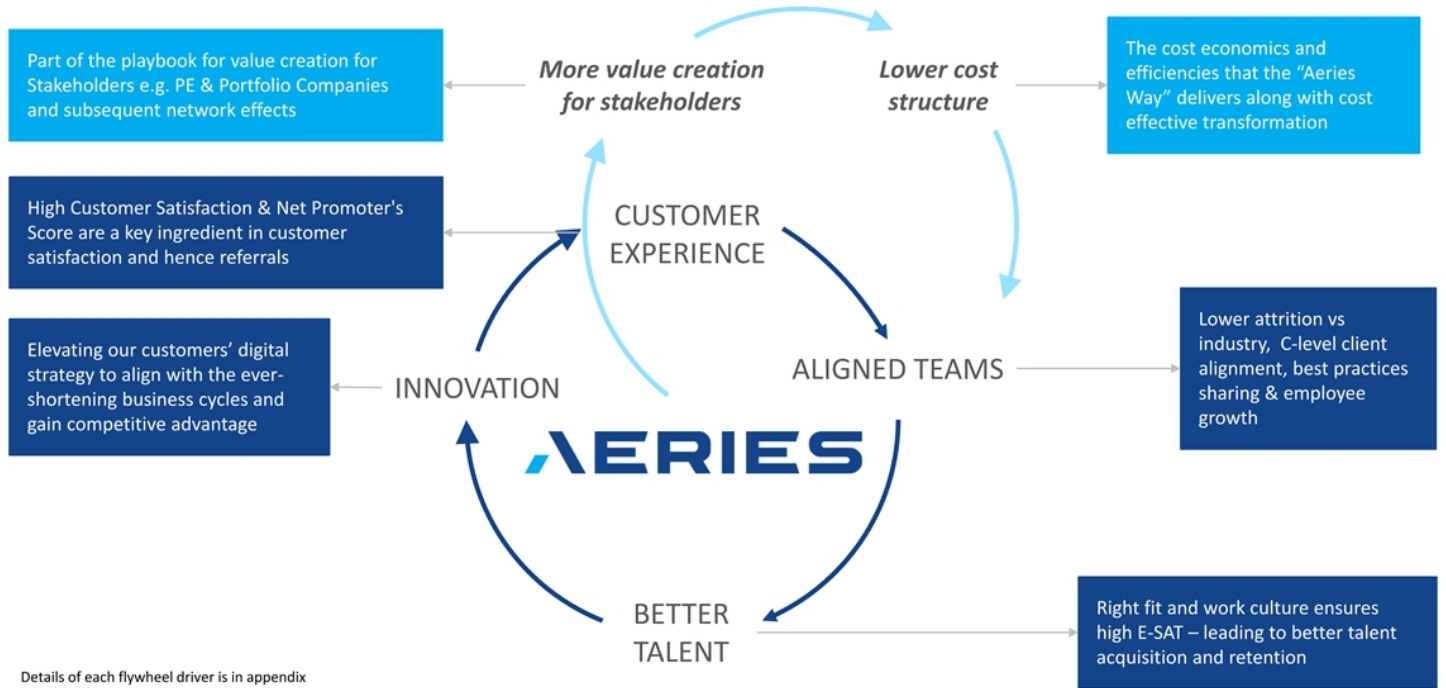
Certified customer data integrity & privacy policies in place:

- ISO 27001, PCI-DSS, SOC2 Type 2 compliance
- Adapted for Client Business - Data Privacy, Security Environment, DR / BCP



- Sales Cycle : ~5-6 months
- Average Annual Contract Value (CY21 and CY22) : ~\$2.1 mm

Our Model Creates a Flywheel of Growth



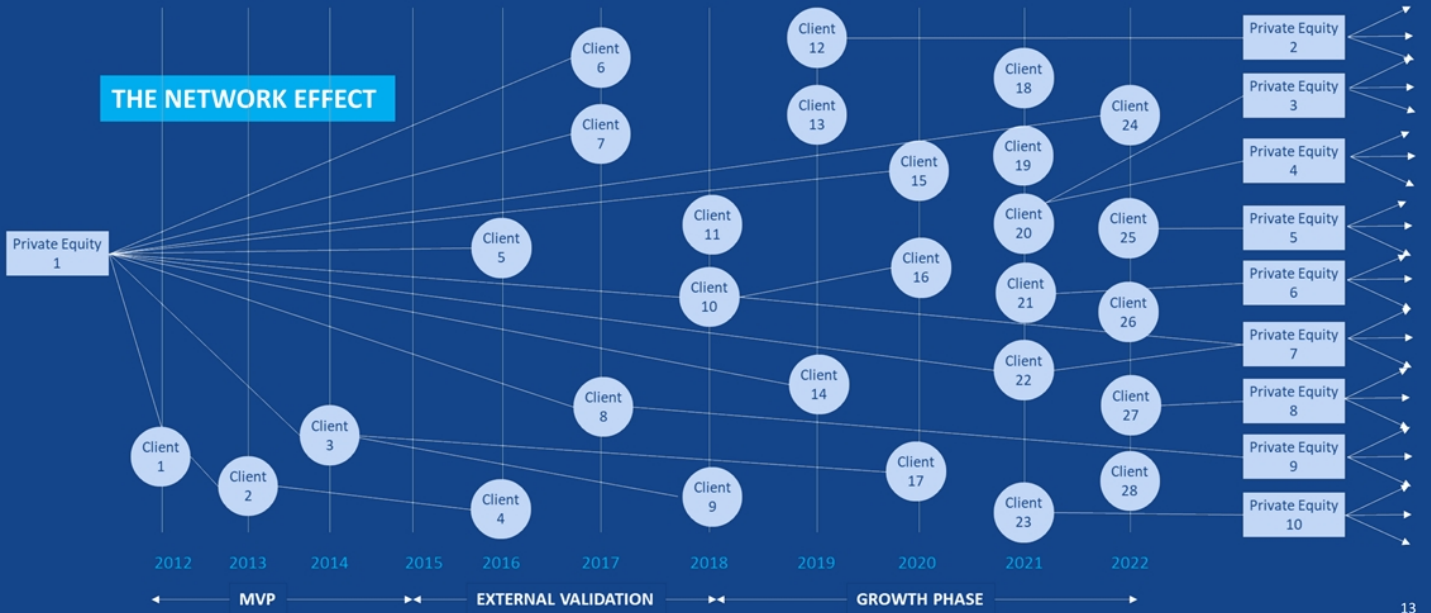
Value creation for Aeries stakeholders

We have free organic growth as we get implemented into each new PE investment

As other PE partners acquire our clients, we have the opportunity to show our strengths and gain new partners

As key employees from clients move companies, they bring us in

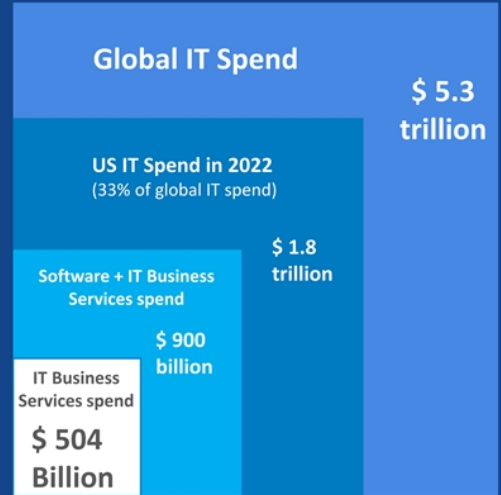
Strong Net Promoter Score helps us gain client referrals and testimonials



Bottom-Up TAM
~\$420 Billion

PORTFOLIO COMPANIES of PE firms TAM **~\$34 Billion^(a)**
 MID-MARKET COMPANIES TAM **~\$386 Billion^(b)**

Top-Down TAM
~\$504 Billion^(c)



NORTH AMERICAN IT SERVICES SPEND

TERMS:

- TAM = Total Available Market
- ACV = Average Contract Value
- *Subtracted 16K PE PortCos from # Mid-market Cos
- Mid-Market: 200-700 employees & <\$100-\$800 mm revenues

CALCULATIONS:

- a) Total Portfolio Companies¹ x ACV² = 16K x \$2.1mm = ~\$34 Billion
- b) Total mid-market companies³ x ACV² = 184K* x \$2.1mm = ~\$386 Billion
- c) USA IT Spend⁴ x Percentage Contribution of IT Business Services⁵ = \$1.8 trillion x 28%

SOURCE:

- 1: EY –AIC PE Economic Contribution Report May '21
- 2: Aeries Internal
- 3: Crunchbase
- 4 & 5: CompTIA – IDC Industry Outlook Report 2022

**BUILDING 'MOAT'
AROUND OUR BUSINESS MODEL**

- Continue to build on success in PE community – expand NETWORK EFFECT
- Hiring dedicated senior industry professionals, based in USA

ACCELERATE CROSS & UPSSELL

- Renewed focus on selling products & solutions to existing clients
- Vertical Heads & SET champion in place

**EXPAND INTO
MID-MARKET ENTERPRISES**

- Hiring dedicated Business Development Managers & Inside Sales Manager
- Rest of team in place to kick-start

INORGANIC GROWTH

- Well crafted inorganic growth strategy – geography coverage, capabilities, service area mix, new age technology solutions and analytics
- Phase I – tuck in acquisitions
- Phase II – transformative acquisitions



AI & Digital Transformation Capabilities



A Dedicated Research & Innovation Division

Platform Expertise

Use Cases

- Predictive Analytics
- Anomaly Detection
- Chatbots
- Code Review
- Virtual Assistants
- Generative AI
- Forecasting Models
- Cognitive Process Automation

ARIA | SmartExtract | SensESG | WorkSpace | CyberDefence | Smart Patient Monitoring | MITRA
Contracts Platform | Decentralized Finance | Social Behavior AI

SAMPLE SOLUTIONS DEVELOPED

We help clients drive their **Digital Strategy** by upskilling with **Technology, Automation and Best Practices**

ENHANCE Customer Experience



- Customer Acquisition Automation
 - AI based Sales & Marketing Automation
- Customer Journey Mapping & Automation
 - Enhanced Customer Engagement
- Product Design Consulting
 - User Experience
 - Design Engineering

MODERNIZE Operational Processes



- Business Systems (ERP, CRM, HCM)
 - Consult, Implement, Operate, Monitor
- Decision Intelligence
 - Data Lake, Data Warehouse, AI/ML
- Cloud Infrastructure
 - Consult, Migrate, Operate, Monitor
- Modern IT Infrastructure
 - Shift Left & AI based IT Ops
- AI based Cybersecurity
 - SOC as a Service

ENABLE New Business Models



- Operating Model Redesign
- Re-strategize Products
- Pivot to 'Mobile First' Strategy
- Introduce 'Marketplace' model
- Add 'Freemium' Tier to offering
- Integrate Generative AI
- Incorporate Emerging Technologies

CY 21

\$1.7mm / \$0.17mm

Lifetime Value Customer Acquisition Cost



CY 22

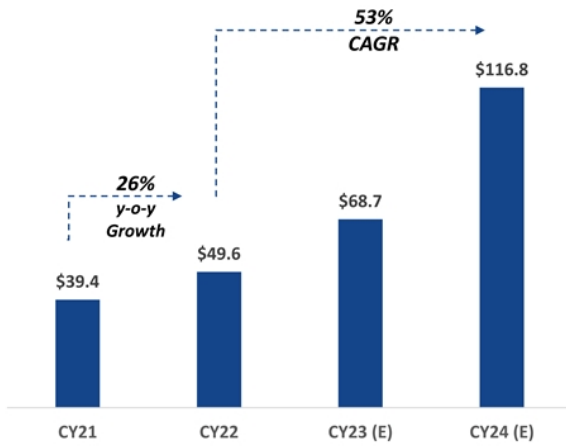
\$2.3mm / \$0.14mm

Lifetime Value Customer Acquisition Cost



CY 21 and CY22 calculations are based on estimated financials
LTV = Average Contract Value x Average Gross Margin x Average Contract Tenure
CAC = Total S&M Cost / New Customers added in a year

Revenue Growth Drivers



Notes: All figures in US\$ Mm
All figures are unaudited

Next level of growth is secured by differentiated partnership approach geared towards strong & lasting relationships with client stakeholders, management and focus on New-age Tech Solutions and Digital Transformation leveraging on ready client access

Note: The company follows fiscal year (Apr – Mar) as Financial Year. CY21 and CY22 Financials are based on unaudited, carve-out, consolidated financial statements. CY23(E) and CY24(E) represent forward looking information and is for illustrative purposes only and should not be relied upon as necessarily being indicative of future results. See the disclaimer for our forward-looking statements

The pre-adjusted financial information in this slide is prepared in accordance with local GAAP. Investors are encouraged to evaluate each adjustment and the reasons we consider it appropriate for supplemental analysis.

PRIVATE EQUITY RELATIONSHIPS

Diversify Private Equity Investor Relationships to target Portfolio Companies

REVENUE RETENTION

High Visibility on Significant Ready Pipeline for Same Store Growth

CUSTOMER ACQUISITION FRAMEWORK

Focused investments in customer acquisition framework in the US

EMERGING TECH REVENUES

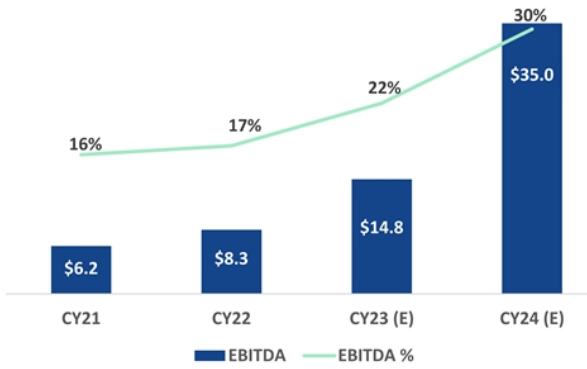
Augment emerging technology products, platforms and tailored scalable solutions leveraging client access

SERVICE AREA EXPANSION

Tech-based services expansion into diverse amenable functional areas

INORGANIC GROWTH STRATEGY

Well crafted inorganic growth strategy – geography coverage, capabilities, service area mix



Notes: All figures in US\$ Mm
All figures are unaudited

Focus on digital driven, data-led new-age technology solutions helps improve clients' business outcomes and results into progressively higher operating margins for Aeries

Note: The company follows fiscal year (Apr-Mar) as Financial Year. CY21 and CY22 Financials are based on unaudited, carve-out, consolidated financial statements. The pre-adjusted financial information in this slide is prepared in accordance with local GAAP. Investors are encouraged to evaluate each adjustment and the reasons we consider it appropriate for supplemental analysis. CY23(E) and CY24(E) represent forward looking information and is for illustrative purposes only and should not be relied upon as necessarily being indicative of future results. See the disclaimer for our forward-looking statements

INCREMENTAL REVENUE GROWTH

Focused efforts on Revenue augmentation (cross-sell and upsell) to lead profitable growth

DIGITAL REVENUES (EMERGING TECH)

Migration to digital transformation revenues helps improve margins



Raman Kumar
Chairman

Accomplished serial entrepreneur with an established track record of building successful technology companies. Founder & former Chairman / CEO of NASDAQ-listed M*Modal.



P A Sudhir
Chief Executive Officer

30+ years experience in auditing, consulting, M&A, business setup and growth strategies. Member of the Managing Committee of ASSOCHAM and Co-Chairman of its National Council for Business Facilitation and Global Competitiveness



Unni Nambiar
Chief Technology Officer

Technology leader with 29 years of experience building enterprise, cloud & mobility products across diverse verticals. Passionate about building world class products using cutting edge technology innovations.



Ajay Khare
Chief Revenue Officer, COO - US

Extensive business operations experience and is responsible for client management, business development and operational delivery. Works closely with private equity firms and their portfolio companies for value creation.

2 DECADES OF WORKING TOGETHER!



- Aeries leadership team, partnering with SAC PCG, played a critical role in **Creation of M-Modal (1998 – 2012)** - a Leading Global provider of clinical documentation, Advanced Speech Understanding™ and Natural Language Understanding™ technologies, Medical Coding, HIM Professional Services and Healthcare Analytics solutions. **Sold M-Modal for \$1.1bn to One Equity Partners.**
- **Founded CASHe in 2016**, a digital lending platform. Incubated, developed and tested the AI powered engine and created the IP, which was built upon cutting edge proprietary technology and decisioning-engine led by a self-adaptive, scalable and modular AI platform leveraging social behavioral data from alternative sources.
- Partnered with a Private Equity Firm, AHP, **carved out DeliverHealth Solutions** from Nuance Communications in 2021 to create one of the largest provider of Healthcare tech-enabled services through an industry-leading “Healthcare Service Delivery Platform”

Comparable Companies Analysis

Comparable Companies Analysis

- Aeries is priced at a discount to peers despite projecting significantly higher growth and higher margins
- Bonus shares effectively lower the purchase price for non-redeeming shareholders. Assuming 89% redemptions and 2.7mm bonus shares the implied entry multiple is 5.7x 2024 EBITDA

Company	Mkt Cap	Ent. Value	Growth		Margin		EV Multiples					
			Revenue		EBITDA		Revenue/Growth		EV / Revenue		EV / EBITDA	
			2023P	2024P	2023P	2024P	2023P	2024P	2023P	2024P	2023P	2024P
Tata Consultancy Services Limited	\$ 148,999	\$ 144,482	12.1%	9.2%	26.4%	26.4%	0.41x	0.49x	4.9x	4.5x	19.0x	17.1x
Infosys Limited	\$ 68,858	\$ 67,597	4.4%	9.1%	24.0%	24.2%	0.82x	0.36x	3.6x	3.3x	15.1x	13.5x
HCL Technologies Limited	\$ 36,594	\$ 34,512	6.9%	10.3%	22.3%	21.9%	0.38x	0.23x	2.6x	2.4x	12.1x	10.4x
Wipro Limited	\$ 25,041	\$ 22,296	5.5%	6.1%	18.7%	18.8%	0.36x	0.31x	2.0x	1.9x	10.4x	9.6x
EPAM Systems, Inc.	\$ 14,164	\$ 12,543	-2.7%	8.1%	16.9%	17.6%	NM	0.31x	2.7x	2.5x	15.8x	14.1x
Tech Mahindra Limited	\$ 12,614	\$ 12,163	7.0%	8.0%	15.4%	15.6%	0.26x	0.21x	1.8x	1.7x	12.4x	11.1x
LTI Mindtree Limited	\$ 17,646	\$ 16,899	70.4%	13.5%	18.3%	18.9%	0.06x	0.25x	3.9x	3.4x	21.3x	17.6x
Genpact Limited	\$ 7,176	\$ 8,325	6.4%	9.1%	18.5%	19.0%	0.28x	0.18x	1.8x	1.6x	9.7x	8.6x
Tata Elxsi Limited	\$ 5,740	\$ 5,618	20.8%	18.9%	30.8%	29.3%	0.62x	0.57x	12.9x	10.8x	43.5x	37.1x
ExlService Holdings, Inc.	\$ 5,236	\$ 5,292	14.7%	12.0%	21.1%	21.3%	0.22x	0.24x	3.3x	2.9x	15.5x	13.7x
Mphasis Limited	\$ 4,419	\$ 4,237	-0.1%	13.7%	17.6%	17.9%	NM	0.16x	2.6x	2.3x	14.3x	12.5x
L&T Technology Services Limited	\$ 5,004	\$ 4,720	23.0%	13.8%	21.5%	20.1%	0.18x	0.26x	4.1x	3.6x	20.6x	18.0x
WNS (Holdings) Limited	\$ 3,397	\$ 3,541	5.1%	12.0%	21.1%	22.6%	0.55x	0.21x	2.8x	2.5x	13.3x	11.7x
Persistent Systems Limited	\$ 4,227	\$ 4,189	23.7%	16.2%	18.3%	18.5%	0.15x	0.19x	3.6x	3.1x	19.4x	16.6x
Coforge Limited	\$ 3,542	\$ 3,550	21.6%	14.6%	17.8%	17.7%	0.15x	0.19x	3.2x	2.8x	18.4x	15.5x
Happiest Minds Technologies Limited	\$ 1,680	\$ 1,681	26.3%	23.6%	25.9%	24.3%	0.31x	0.28x	8.1x	6.6x	33.2x	26.6x
Sonata Software Limited	\$ 1,674	\$ 1,633	27.5%	14.9%	8.1%	9.0%	0.06x	0.09x	1.5x	1.3x	17.2x	14.0x
Average			16.0%	12.5%	20.2%	20.2%	0.32x	0.27x	3.8x	3.4x	18.3x	15.7x
Median			12.1%	12.0%	18.7%	19.0%	0.28x	0.24x	3.2x	2.8x	15.8x	14.0x
Aeries w/ Bonus Shares @89% Redemption	\$ 261	\$ 201	38.7%	69.9%	21.6%	29.9%	0.08x	0.02x	2.9x	1.7x	13.6x	5.7x

Source: CapitalIQ, as of July 13, 2023

Note: CY23(E) and CY24(E) represent forward looking information and is for illustrative purposes only and should not be relied upon as necessarily being indicative of future results. See the disclaimer for our forward-looking statements. NM denotes not meaningful

The pre-adjusted financial information in this slide is prepared in accordance with local GAAP. Investors are encouraged to evaluate each adjustment and the reasons we consider it appropriate for supplemental analysis. See the transaction summary page for assumptions used for Aeries Mkt Cap and Ent. Value.

Appendix - Supporting Slides



Brian McCann
Business Development

Senior advisor to Aeries, an important contributor to our strategy to accelerate our growth plans with our focus on Private Equity firms and mid-sized businesses in the United States



Narayan Shetkar
Chief Strategy Officer

22 years of rich experience in Management Consulting & Investment Banking. He is responsible for supporting and executing the Inorganic growth strategy



Jai Shankar Vishwakarma
Product Development

Over 18 years of experience across technology & building products. He has expertise on AI, ML, blockchain, quantum computing, AR/VR along with a large variety of tech stacks.



Piyush Maheshwari
Chief of Staff, Office of CEO

23 years of experience in setting up and overseeing offshore operations, M&A, Due diligence, Refinancing, Integration and ERP implementation. Leads client shared service delivery including F&A and other G&A shared services



Sheetal Sawant
Human Resources

Focus on enhancing HR-business operating model to strengthen employee engagement, human resource strategy and policy, including talent management, employee benefits



Murthy Suravarapu
Marketing & Sales

Leads the marketing & sales operations, including identifying new engagement models, reviewing Aeries' Go-To-Market strategy, enhancing digital marketing and marketing collaterals.




Maulik Doshi
Finance Controller

16+ years of experience leading large-scale organizations through strategic & business transformation, enabling growth with financial stability and creating business value.



Sachin Aghor
Technology & Service Delivery

Leads client Engineering operations and supports Digital Transformations using Robotic Process Automations (RPA), Custom Solution development, AI-based Data Analytics and Emerging technologies



Salma Curmally
Legal & Compliance

15+ years of experience in India & global legal and operations. Responsible for Corporate Legal Strategy and smooth functioning of Client related legal & compliance matters



Nilesh Agrawal
Business Systems & Applications

Leads Business Systems & Applications practice providing consulting and service delivery for leading ERP, CRM, HCM, other applications (SAP, NetSuite, Oracle, Dynamics, SFDC etc.)



Jitin Singh Anand
Operations

Responsible for streamlining Aeries Operations and ensuring issue resolution and smooth functioning, in addition to managing PMO, Talent Acquisition and Facilities Teams.



Jay Bhansali
PMO

Leads Aeries' PMO function to provide a seamless customer experience and supplement Aeries' growth strategy, specially in Transitions, Process excellence & Project management space.



Navin Ninan
IT Strategy & Solutions

Leads client IT operations across multiple geographies supporting enterprise IT Operations, IT Solutions, Transitions, Transformation, Cloud migrations & AI Ops Automations.



Sudhir Kumar
Talent Acquisition









Over 18 years of experience across technology & building products. He has expertise on AI, ML, blockchain, quantum computing, AR/VR along with a large variety of tech stacks.



Vijay Kumar
IT Business Solutions

25+ years in IT leadership, defining technology road map, solution designing for enterprise IT initiatives & technology infrastructure projects.

Aeries Technology Delivery team acts as a Digital Transformation CoE for our clients.
 The team collaborates with Aeries R&D Innovation Group to identify and build productized and re-usable IP for Aeries.

Custom Solutions 	Data Sciences – AI Based Analytics 	Robotic Process Automation (RPA) 	Service Delivery 
<ul style="list-style-type: none"> • Design Thinking to solve customer problem & build bespoke platforms. • Collective experience in areas of (but not limited to) compliance management, legal document management, audit management, contract management and account management. • Efficiently prototype and ideate through out the discovery phase, resulting in better alignment with our clients and delivery of MVP within 8 weeks. 	<ul style="list-style-type: none"> • Aeries Data Science Advisory practices interpretable machine learning: explanation of attributes impacting predictions and prediction scores, to understand impacting attributes. • We collaborate with our client's functional teams through the following phases: Discover, Define, Build and Deploy. • Aeries maps available data assets to the customer and product 360 deg view to build and deploy robust models to predict propensity to churn / renew / buy etc. 	<ul style="list-style-type: none"> • Bots to automate multiple processes across F&A, Sales & Service Renewals, HR & Payroll, Customer Care and IT Operations • Aeries has built robots to 1) interact with multiple web-based systems (Client ERPs, Outlook, SharePoint, Ticketing Systems, etc..), 2) perform complex operations such as extracting unstructured data from invoices, purchase orders (using Aeries SmartExtract) to improve efficiency and quality and cash flows 	<ul style="list-style-type: none"> • Industry specific process management • Strong expertise in lift and shift & process improvements to provide significant savings • Ability to quickly build expertise in client/business specific processes through discovery and documentation • Well integrated digital transformation team helps realize further process improvements • Omnichannel Customer Support Ability to support multiple languages for voice process through various geographies • Ability to build get team operational in 6-8 weeks
<p>Platforms</p> 	<p>Platforms</p> 	<p>Platforms</p> 	<p>Platforms</p> 

Industry and function agnostic with ability to setup/deliver IT Services & Security

Modern IT Infrastructure	Managed Services 24/7/365	Managed Cloud Services	SOC & GRC
<ul style="list-style-type: none"> AI OPS, SDWAN Intelligent IT operations SaaS ITSM IT Infra Automation EUC- AI Self service Agents Incident – Prob- Ch Mgmt. MDM & Proactive Support Automated Alerts, Reports 	<ul style="list-style-type: none"> Cloud Contact center Sol Global Serv Desk NOC - SOC Remote / VIP Support Gov Risk & Compliance Cloud Maintenance & Support Backup & Disaster Recovery 	<ul style="list-style-type: none"> Infrastructure Management Azure, AWS, Google Cloud Cloud Transformation, Network Refresh Migration, DR& BCP Security Monitoring, Services and Support Billing and Optimization Automation and Integrations 	<ul style="list-style-type: none"> Build Manage 24/ 7 SOC SOC Maturity Assessment Red Team Zero Trust, DLP & Endpoint Integrated IAM Cloud IAM Privilege IAM Identity Life Cycle Management Logs & Audits Conditional Access Control Compliance

Platforms

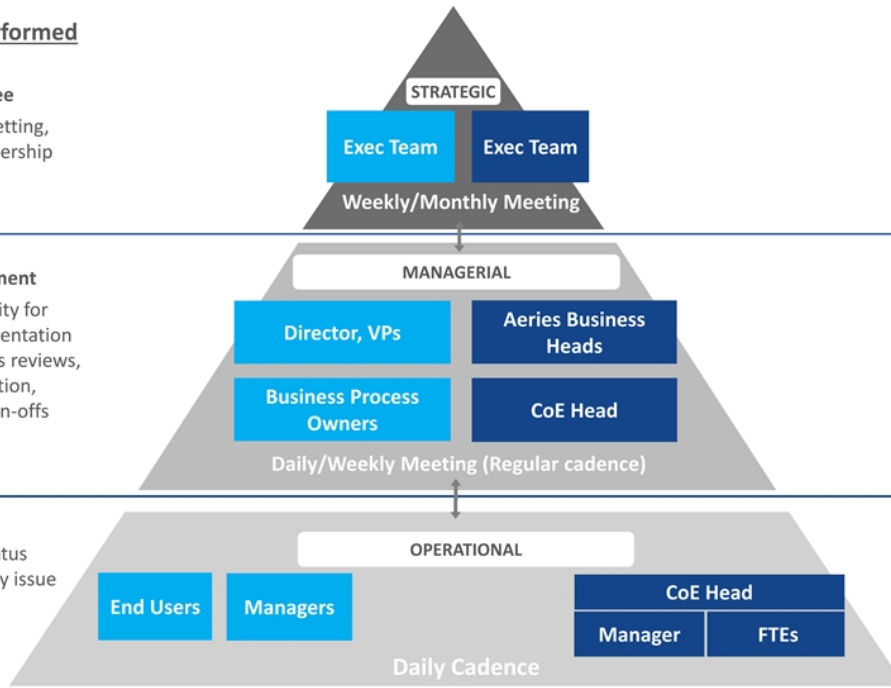
Functions Performed

Steering Committee
Overall direction setting, approvals and leadership

Program Management
Overall responsibility for delivery of Implementation project, joint status reviews, first level of escalation, Ensuring timely sign-offs

Daily Execution
Responsible for status checks & day to day issue resolution

Client



Level of Participation

VISION

- Provide relationship vision & leadership
- Provide thought leadership
- Promote partnership and growth
- Resolve escalated issues

DECISION

- Monitor, track the progress of the program
- Ensure team participation
- Monitor, manage, and control risk
- Manage stakeholder communications
- Plan for continuous improvement

OPERATION

- Day-to-day activities,
- Discussions, interactions, issue clarifications, sign-off
- Design, develop, test, support

ABOUT THE CLIENT: The client is a US-based leading provider of managed services, delivering unified communications, managed IT & network connectivity.

HIGH-LEVEL

PROJECT OBJECTIVE BACKGROUND INFORMATION/CONTEXT

Develop a churn propensity model to identify customers with a high risk of churn, enabling opportunities to actively reduce attrition



The project ran 100% virtually, due to COVID-19



Churn accounts for \$7-8M in lost revenue on an annual basis



Modest reductions in churn can have a material impact on revenue performance and extend the "tail" of profitable legacy customers



This initiative is one component of a broader programmatic approach to churn reduction, inclusive of:

- defining a Customer Success function, hiring SVP Customer Success, customer contract changes, process improvements, compensation adjustments, and behavioral/cultural changes

RESULTS

~450 'High-risk' Customer Accounts
provided to Account Managers for action

\$6.1M
Annual Revenue

≥ 65%
Churn Scores

Initial outreach Results

\$75K
New Bookings

\$78K
Open Proposals

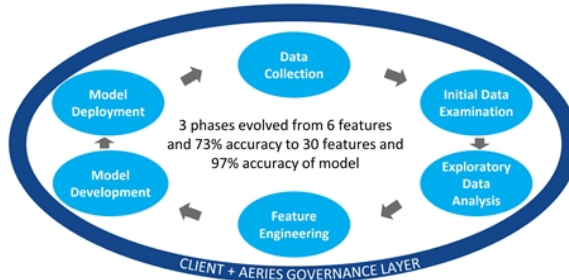
PROJECT SCOPE & APPROACH

Model Performance

Accuracy¹ **97%**

Precision¹ **92%**

Recall¹ **94%**



13-week project, with three distinct modeling phases. Continuous delivery and visibility to the client

1. Aeries worked with the client to devise a churn propensity model and focused on integrated voice and data customers (\$6.1M in annual revenue), given relatively high churn propensity & increased \$-potential for churn avoidance.

ABOUT THE CLIENT: The client is a global technology company, that markets and sells to communications service providers and to enterprises.

CHALLENGES

The client was facing the following challenges with the tax compliance software they were using:

- Expansion constraints effected the scalability of the client at each stage.
- Security and confidentiality concerns, as data was stored on the software server.
- Limited scope of customization: for any change or addition of an entity, the client had to contact the software provider each time. Hence, the client had a limited number of entities in the software and tracked the rest manually.
- Admin access was unavailable, and the client incurred additional cost for each change and data addition.

SOLUTION

- Aeries built a white-labelled solution for tax compliance, which was customized to the needs of the client.
- The solution was dynamic, which could scale with the increasing needs of the client.
- It was available entity wide, with an incorporated ability to edit and add entities.
- Security concerns were solved, as the solution ran securely on the client's intranet. Hence, their data was under their control.
- Role based access was made available, giving the client the option to work with consultants.
- The solution had the ability to import data in multiple formats.
- There was also an ability to send notification email to all the stakeholders.

OUTCOMES

- The workflow management tool along with new features, enhancements and client feedback was built in 30 days.
- The solution ensured that the cost for the client reduced significantly, as there was just a one-time charge for the solution, along with a nominal maintenance charge.
- The Client was able to handle all its entities on a single software, which improved efficiency.
- Live dashboard was available to get a status of all entities.
- Zero compliance misses reported.

CLIENT SPEAK



Thank you, Aeries team, for the great work done. It's been a great pleasure working with you. The team is very responsive and are great problem solvers. With this solution we will never again miss another deadline.

ABOUT THE CLIENT: The client is a leading mobile-based lending platform.

CHALLENGES SOLUTIONS

To build a secure peer to peer money transfer solution using a distributed trust platform.



Aeries built a blockchain based solution which uses Distributed Ledger enabled Digital Tokens using Smart Contracts on the client's lending platform.



The Distributed Ledger Technology allows the platform to record transactions in a secure and transparent manner by creating an immutable audit trail.



The platform has been designed to function as a shared infrastructure across customers, multiple external stakeholders, including regulators, credit bureaus and potentially other parties interested in participating in the distributed infrastructure



Smart Contract based Distributed Ledger records all lending transactions in an open and transparent manner, thus allowing the fintech company and the borrower to execute a trusted lending transaction that is



The key innovation also involves tokenizing the loan amounts borrowed by the customers into Smart Contract Digital Tokens which are stored on the Ledger and accessible by the customer in the app.

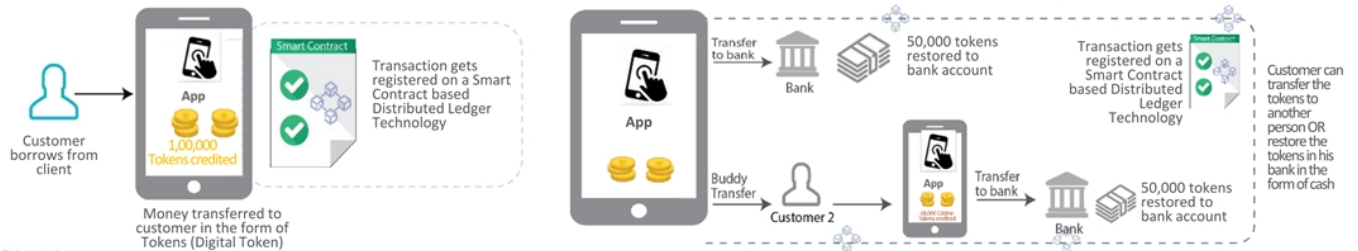


All transactions are securely and accurately stored on the distributed ledger using advanced cryptography and can be accessed only by password protected crypto keys.

OUTCOMES

- Client announces market release of a peer-to-peer money transfer solution.
- Safe, secure and transparent transactions enabled by Blockchain infrastructure.

PROCESS FLOW



ABOUT THE CLIENT: The client is a mid-sized technology company in e-commerce space with F&A under Shared Service supporting its decentralized global operation.

CHALLENGES

- Traditionally, the client would manually perform repetitive tasks in the Accounts Payable process, such as download the invoices, register the invoices into ERP and match the invoices with the PO.
- The invoices were in multiple formats from vendors, and the data needed to be extracted from these invoices to be input into the ERP.
- The entire process of extraction and registration of data was done by humans, and the client desired to implement an automated system to manage this process.

SOLUTIONS



Aeries documented the existing workflow and approval mechanism to get end to end understanding of the process.



After multiple walkthroughs & discussions, identified the principal problems:

- Time taken to process each invoice
- Keeping track of invoices routed through different stages for approval, making the overall process inefficient.



Aeries identified multiple document imaging solutions with integrated workflow management, as well as ERP modules and internal automations as potential solutions.



Basis client consensus, 3rd party workflow management has been successfully implemented.

OUTCOMES

- Complete automation of 60% of total invoice volume resulted into no human intervention for data extraction and ERP update
- Month close process which was completed on BD 3 has been reduced to BD 1
- Higher accuracy with lesser manual intervention
- Successfully able to downsize the AP clerks by 60%

PROCESS FLOW





Aeries has been a strategic partner for us since 2015. We started with an engagement for Engineering and R&D across all of our product lines. Aeries displayed an exemplary understanding of the niche and critical nature of our business, and we expanded the scope of our partnership to include IT support, business applications, customer support and most recently accounting and finance operations. Aeries brought the benefits of operating as a seamless extended arm of Stratus under their 'purpose-built' model. This has worked wonderfully for us. We are extremely happy with the collaboration and the quality of work from Aeries.

WALTER LOH

Chief Financial Officer



In 2021, we engaged Aeries to assist us with establishing a cross-functional 'Center of Excellence (COE)' for our Engineering, Product Management, IT, Client Services and Finance functions. In a matter of 9 months, Aeries helped us consolidate our global workforce from Eastern Europe and India with 160+ resources while also opening a new office location in Bangalore. As part of Aeries' "purpose-built model" the team is working as a seamless extension of Alegeus with unified processes governing quality & customer satisfaction. Aeries has demonstrated that it's truly a trusted partner in setting up & managing global delivery operations. Our partnership is working extremely well, and I'm sure we will see greater success as we move forward.

JOHN DEFEO

Chief Technology & Operations Officer



In a matter of 12 months, we expanded to 150+ resources provided by Aeries, across functions such as R&D, IT, F&A and Payroll Processing. Their dedicated delivery model has been the perfect solution for us to explore global operations, while maintaining close control & visibility on the quality of people hired, all from branded offices in India. The Aeries team has been a great value partner for us.

CHRISTINA CLOHECY

Chief Finance Officer



BEST PRACTICES

- Well Defined and flexible Hiring Process/ Policy
- Emphasis on "Hire Right" - assessment on both technical and behavioral fitment
- Metrics driven, recruitment analytics for monitoring/ reporting
- Employer branding through videos, targeted campaigns on social media platforms
- Emphasis on positive hiring experience for both hiring managers and candidates
- Collaborative Interview, Selection and On-boarding process



EXPERT RECRUITERS

- Experienced domain specialists assigned to each BU
- Trained on interviewing skills, behavioral assessment
- Understanding on labor market/trends
- Regular training/upskilling interventions
- Dedicated RCs to handle all transactional tasks



DIVERSIFIED SOURCING CHANNEL

- Domain specialist hiring vendors in different geographies
- Job boards, Social Media
- Wide talent reach – top organizations & universities
- Focused employee referral campaigns, recruitment drives

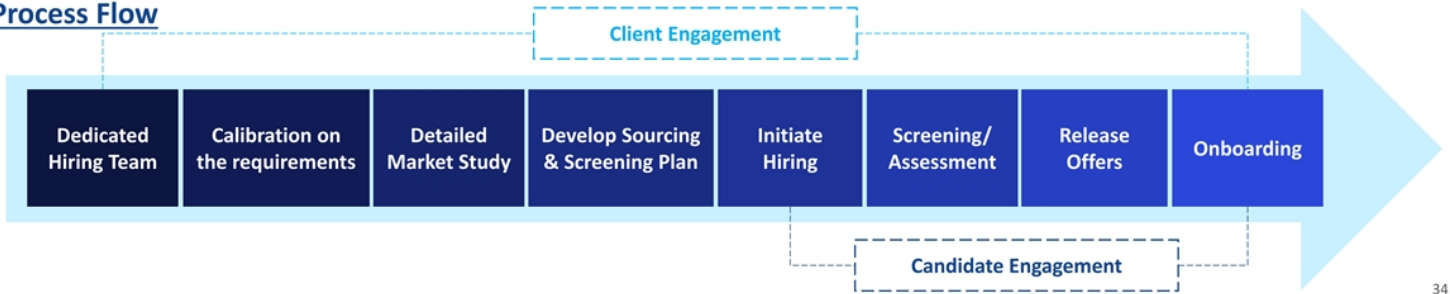


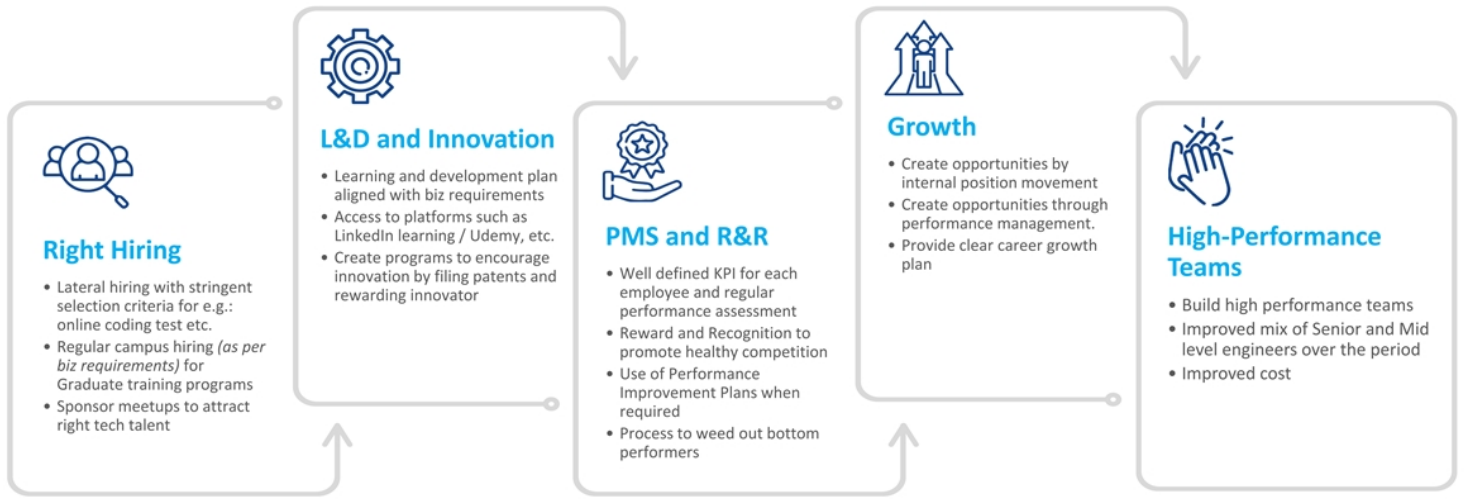
CUTTING EDGE TECHNOLOGY

- Advanced applicants tracking system
- AI/ML enabled CV screening for faster process
- Digital selection platform




Process Flow





Close Alignment with Client's People Philosophy at every Employee Lifecycle step to drive Engagement, Culture and Value Integration & Recognition



> 1500

Employees as on Dec 2022
Hiring average 80+ per month

8%

2020-22 Attrition at Aeries
[compared to CY2021 market
average of 15%]

56%

Engineers

9yrs

Average years of industry experience
for our Employees (38% are over 10+
years of industry experience)

3rd

Of our employees are in senior critical
roles within a client's global teams (e.g. SMEs,
Team Leads, Managers, Senior Management)

100 +

125 of our employees were promoted
in 2022 as part of the collaborated
appraisal cycle with the clients

Our core "Values" hold us together as an organization and help us in achieving our Goals

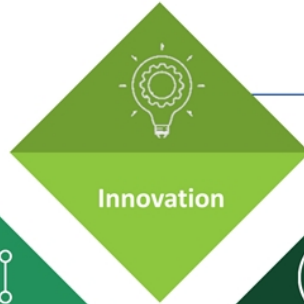
I work with my colleagues at Aeries as well as with my client counterparts as one team, supporting and recognizing each other's strengths, to achieve the collective goal of Aeries and of our clients.



I am honest and open in my business dealings, transactions and communications, taking care to protect the confidentiality of the organization and our clients.



I aim to provide pioneering services and solutions through an 'out-of-the-box' mindset, and a persistent inclination to challenge and improve the status-quo.



I take ownership and responsibility for my words, actions, and results, that leads to building trust with internal and external stakeholders.



I believe in always doing the right thing and act with virtue to make ethical choices that are in the best interests of our organization and clients.



I treat my customer as the most important part of our business, ensuring that the work I do delivers value to them; with a flexible, transparent and responsive approach that is the Aeries' 'one-team' culture.



Aeries is committed to a holistic approach to sustainability that covers managing risks and opportunities towards environmental, social and governance parameters.

Profile Factors

Environmental



Aeries considers the protection of natural resources and reduction of carbon footprint as its responsibility, as we carry out our business operations in a sustainable manner, to minimize the environmental impact of its business activities.

Social



Striving for positive social change has always been at the heart of Aeries' purpose, culture and work. In addition, Customer Engagement is a critical part of Aeries core values to provide best value, individual approach, and agility to each of our clients.

Governance



At Aeries, creating a robust governance structure and oversight is in its DNA. Our code of conduct, core values and focus on cyber security govern our way of working and help us achieve our goals in accordance with corporate governance practices.

For Clients – Owners and management stakeholders

Margin Expansion:

- Providing Cost Savings through global resource utilization and process optimization

Operational Excellence:

- Providing best in class talent, best practices

Business Expansion:

- Ability to expand global locations for talent and business capabilities. Improving time-to-market

Digital Transformation:

- Digital First solutions to help client achieve their objectives

Future Readiness

- For ever shortening business cycle

WE ARE PART OF THE PLAYBOOK FOR VALUE CREATION FOR OUR PRIVATE EQUITY PARTNERS

Lower cost structure – sustained throughout full relationship, not one time

- Unique engagement model provides cost transparency & discipline for clients
- Best in class talent with lowest cost structure for clients.
- In our internal analysis and based on client feedback, we have seen cost savings up to 30% compared to competitors
- As per clients and based on our assessment, clients save ~65% cost for comparable US based resources
- Best practices, process optimization and digital transformation keeps the cost of operations optimized
- Better pricing for our customers
- Consistent, predictable Revenue, collection & Margins for Aeries
- Pre-defined exit clause provides transparency for clients and creates stickiness for Aeries

Adjusted EBITDA Reconciliation

\$ in million	CY2021	CY2022	CY2023	CY2024
Profit for the year	\$1.1	-\$0.3	\$10.7	\$25.6
Other income	\$0.0	\$0.0	\$0.0	\$0.0
Finance costs	\$0.1	\$0.1	\$0.1	\$0.1
Depreciation and amortization expense	\$1.2	\$1.2	\$0.9	\$1.6
Taxes	\$3.7	\$2.2	\$3.2	\$7.7
EBIDTA	\$6.0	\$4.2	\$14.8	\$35.0
Adjustments				
(+) Non-Core expenses	\$0.2	\$4.1	\$0.0	\$0.0
Adjusted EBITDA	\$6.2	\$8.3	\$14.8	\$35.0

Adjusted EBITDA

Adjusted EBITDA is a non-GAAP financial measure. We present Adjusted EBITDA as a supplement measure of our performance. This measurement is not recognized in accordance with GAAP and should not be viewed as an alternative to GAAP measures of performance. The presentation of Adjusted EBITDA should not be construed as an inference that our future results will be unaffected by unusual or non-recurring items.

We define Adjusted EBITDA as net loss (income) plus (a) income tax expense, (b) interest expense, net, (c) depreciation and amortization and (d) Other Income. We believe Adjusted EBITDA is useful to investors in evaluating our operating performance because:

- securities analysts and other interested parties use such calculations as a measure of financial performance and debt service capabilities; and
- it is used by our management for internal reporting and planning purposes, including aspects of our consolidated operating budget and capital expenditures

The pre-adjusted financial information in this slide is prepared in accordance with local GAAP. Investors are encouraged to evaluate each adjustment and the reasons we consider it appropriate for supplemental analysis.

Additionally, the financial information includes forward-looking information, which provide our current expectations or forecasts of future events, including those relating to the business combination. These forward-looking statements involve a number of risks, uncertainties (some of which are beyond our control or the control of Aeries) or other assumptions that may cause actual results or performance to be materially different from those expressed or implied by these forward-looking statements.

Adjusted EBITDA has limitations as an analytical tool, and you should not consider it in isolation or as a substitute for analysis of our results as reported under GAAP. Some of these limitations include:

- it does not reflect our cash expenditures or future requirements for capital expenditures or contractual commitments or foreign exchange gain/loss;
- it does not reflect changes in, or cash requirements for, working capital;
- it does not reflect significant interest expense or the cash requirements necessary to service interest or principal payments on our outstanding debt;
- it does not reflect payments made or future requirements for income taxes; and
- although depreciation and amortization are non-cash charges, the assets being depreciated and amortized will often have to be replaced or paid in the future and Adjusted EBITDA does not reflect cash requirements for such replacements or payments

Note: The company follows fiscal year as Financial Year. CY Financials are unaudited, carve-out, consolidated, prepared using estimates and represent forward looking information, and is for illustrative purposes only, and should not be relied upon as necessarily being indicative of future results

AERIES

Thank You



Global Locations

THE AMERICAS

Raleigh
Guadalajara

INDIA

Mumbai
Hyderabad
Bangalore

UAE

Dubai

ASIA

Singapore

 www.aeriestechnology.com
 +1 919 228 6404
 info@aeriestechnology.com